

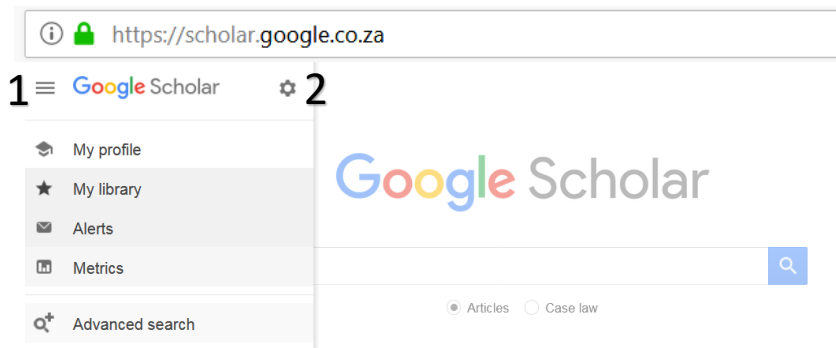
Google Scholar is a subset of Google and is an international index to scholarly literature - mainly journal articles but also reports from websites. Articles are available full text only if they are free or UKZN library subscribes to the journals the articles are in.

These steps will set up seamless access to the University of KwaZulu-Natal Library's full text subscriptions:

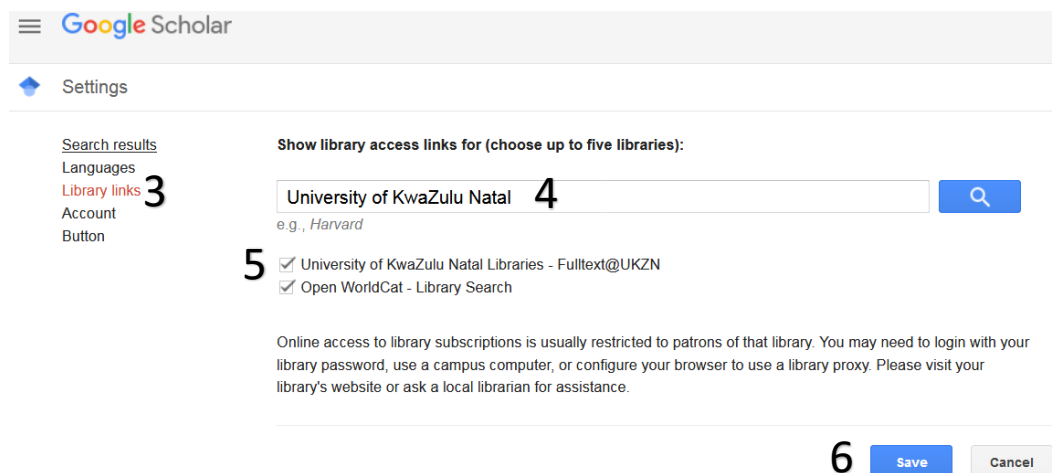
1. From the Google Scholar homepage, click on the three horizontal bars at the upper-left corner of the page;
2. Click on the gear icon to open up settings;

Follow this link to be directed to the settings screen for Google Scholar:

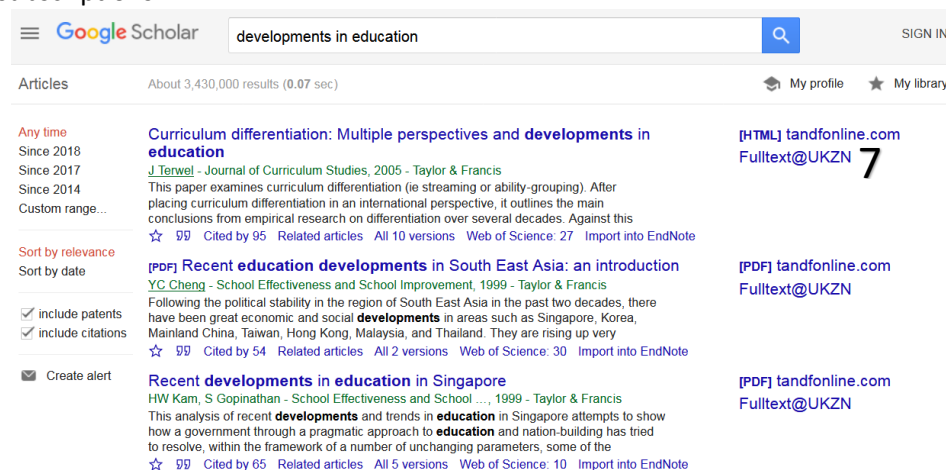
[https://scholar.google.co.za/scholar\\_settings?sciifh=1&hl=en&as\\_sdt=0,5](https://scholar.google.co.za/scholar_settings?sciifh=1&hl=en&as_sdt=0,5)



3. Click on **library links** at the left-hand corner of the page;
4. In the search box search for "University of KwaZulu-Natal"
5. Check the box next to "University of KwaZulu Natal Libraries – Fulltext@UKZN"
6. Click the save button at the bottom of the page



7. Once set up you will see on the right of the search results the "Fulltext@UKZN" links for all UKZN Library full-text subscriptions.



Note that to be able to access library subscriptions from off campus, you will be prompted to authenticate using your UKZN username and password.